

Columbia University: Arts & Sciences



A&S Spring 2024 Standard Evaluation

Course: STATGR5293_004_2024_1 - TOPICS IN MODERN STATISTICS: STATG5293_004_2024_1_186825
Instructor: Andrew Gelman
TA: Julian Gerez * ,Jonas Mikhaeil
Response Rate: 8/16 (50.00 %)

1 - What are the strengths and weaknesses of Julian Gerez (discussion section leader, lab section leader, grader) as an instructor, and how might Julian Gerez's teaching be improved?

Response Rate	4/16 (25%)
<ul style="list-style-type: none"> • Julian was very helpful and tending to my questions regarding the class. He was excellent. • Julian was a fantastic TA. He was patient and made extra time to talk through additional questions and answer substantive and logistical emails. Julian is a very knowledgeable source and I appreciated having him as a TA! • Encouraging, makes students want to improve Matches students at each of their individual levels, fostering efficient learning Constructive grading feedback Much better TA than the other TAs I've had at Columbia Teaching can always be improved, making sure students understand what was just taught by asking clarifying questions (more emphasis on questions than explanations) • Julian ran the recitation each week and without that recitation, I do not think i would have been able to get through this class. I cannot thank Julian enough for all his help this semester. I appreciated the lenient grading of homework assignments by both TAs, as this homework for this class was very overwhelming at times. 	

2 - What is the overall teaching effectiveness of Julian Gerez?

Response Option	Weight	Frequency	Percent	Percent Responses	Means	
Excellent	(5)	6	100.00%			
Very Good	(4)	0	0.00%			
Good	(3)	0	0.00%			
Fair	(2)	0	0.00%			
Poor	(1)	0	0.00%			
				0 25 50 100	Question	
Response Rate				Mean	STD	Median
6/16 (37.50%)				5.00	0.00	5.00



Columbia University: Arts & Sciences
A&S Spring 2024 Standard Evaluation

Course: POLSGU4726_001_2024_1 - QUANT METH 4 TOPICS IN METHODS: POLSW4726_001_2024_1_184251
Instructor: Andrew Gelman
TA: Julian Gerez * ,Jonas Mikhaeil
Response Rate: 2/6 (33.33 %)

1 - What are the strengths and weaknesses of Julian Gerez (discussion section leader, lab section leader, grader) as an instructor, and how might Julian Gerez's teaching be improved?

Response Rate	1/6 (16.67%)
<p>• Julian is the best TA I have had! He was so available to meet with students and genuinely wanted to help us understand the material. He explained things in a way I understood and tried various explanations if i struggled to understand. He also provided helpful feedback on the homework that supported my learning. Julian is also a skilled coder and provided me a lot of knowledge for the best way to solve the homework problems. I learned so much from Julian. He's a skilled instructor who is passionate about statistics and teaching.</p>	

2 - What is the overall teaching effectiveness of Julian Gerez?

Response Option	Weight	Frequency	Percent	Percent Responses	Means	
Excellent	(5)	2	100.00%			
Very Good	(4)	0	0.00%			
Good	(3)	0	0.00%			
Fair	(2)	0	0.00%			
Poor	(1)	0	0.00%			
				0 25 50 100	Question	
Response Rate				Mean	STD	Median
2/6 (33.33%)				5.00	0.00	5.00

Columbia University: Arts & Sciences

A&S Spring 2024 Standard Evaluation

Course: POLSGU4727_001_2024_1 - QUANTITATIVE METHODS 4 DISCUSSION:
POLSW4727_001_2024_1_189051

Instructor: Julian Gerez *

Response Rate: 2/3 (66.67 %)

1 - What did you learn - in terms of knowledge, skills, or perspectives - in this course?The answer to this question will generally be available in Vergil.

Response Rate 1/3 (33.33%)

• Bayesian modeling, Stan, effective communicative plotting/data visualization

2 - What percentage of the work (including reading) assigned for this course did you complete on schedule?

Response Option	Weight	Frequency	Percent	Percent Responses	Means
All or almost all	(1)	1	50.00%		
Most	(2)	0	0.00%		
Some	(3)	0	0.00%		
This question is not applicable	(4)	1	50.00%		
				0 25 50 100	
Response Rate				2/3 (66.67%)	

3 - What is your overall assessment of the course? What are its strengths? In what ways might it be improved? In answering this question, you might address the value of readings and assignments, the structure of the course (including the relationship of sections to lectures), the contribution of the course to your knowledge of the subject matter and to the development of your analytical and reasoning skills, etc. We encourage you to use specific examples where possible.

Response Rate 1/3 (33.33%)

• I audited the course and am extremely satisfied with the experience. The work was somewhat over my head and I was also juggling classes and other essential activities so I was sometimes behind and did not get to attempt all homework, but I absorbed much from the readings I did and the homework I did and I plan to get back to it. I took careful notes so that I may run through all of this material in the future as I pursue my PhD. I thought the lectures were fantastic, even when they were over my head! I learned much about research and statistics that I will carry with me, and I am sure I it was often beyond what I would have gotten in most other similar courses. I also learned much from my fellow students, and the T.A.s were brilliant.

4 - What is your overall assessment of the course?The answer to this question will generally be available in Vergil.

Response Option	Weight	Frequency	Percent	Percent Responses	Means	
Excellent	(5)	2	100.00%		5.00	
Very Good	(4)	0	0.00%			
Good	(3)	0	0.00%			
Fair	(2)	0	0.00%			
Poor	(1)	0	0.00%			
				0 25 50 100	Question	
Response Rate			Mean		STD	Median
2/3 (66.67%)			5.00		0.00	5.00

5 - Would you recommend this course to another student?The answer to this question will generally be available in Vergil.

Response Option	Weight	Frequency	Percent	Percent Responses	Means
Definitely recommend	(1)	2	100.00%		
Probably recommend	(2)	0	0.00%		
I'm not sure I'd recommend	(3)	0	0.00%		
Probably not recommend	(4)	0	0.00%		
Definitely not recommend	(5)	0	0.00%		
				0 25 50 100	
Response Rate				2/3 (66.67%)	

6 - Please qualify your recommendations if you wish:The answer to this question will generally be available in Vergil.

Response Rate 0/3 (0%)

Columbia University: Arts & Sciences
A&S Spring 2024 Standard Evaluation

Course: POLSGU4727_001_2024_1 - QUANTITATIVE METHODS 4 DISCUSSION:
 POLSW4727_001_2024_1_189051

Instructor: Julian Gerez *

Response Rate: 2/3 (66.67 %)

7 - How does the workload in this course compare to Columbia courses with a similar structure (e.g. a lecture, seminar, laboratory, or language course)?The answer to this question will generally be available in Vergil.

Response Option	Weight	Frequency	Percent	Percent Responses	Means
Much heavier workload	(1)	0	0.00%		
Heavier workload	(2)	2	100.00%		
Similar workload	(3)	0	0.00%		
Lighter workload	(4)	0	0.00%		
Much lighter workload	(5)	0	0.00%		
No basis for comparison	(6)	0	0.00%		
				0 25 50 100	
Response Rate					
2/3 (66.67%)					

8 - How many hours a week did you devote to this course? (Note: Please include all time spent on this class including class time, discussion sections, readings, assignments, studying, etc.)The answer to this question will generally be available in Vergil.

Response Rate	0/3 (0%)
----------------------	----------

9 - Please evaluate Julian Gerez. What are Julian Gerez's strengths? In what ways might their teaching be improved? In answering this question, you might address the clarity of the lectures or presentations and their relationship to the other elements of the course, the ability of Julian Gerez to generate enthusiasm and facilitate discussion, the quality of feedback, availability, the timeliness of the return assignment, etc. -

Response Rate	2/3 (66.67%)
<ul style="list-style-type: none"> I attended all of Julian's recitation sessions, and I cannot speak highly enough about Julian's ability to instruct and communicate complicated concepts. Going to his sessions was for me an essential element in taking this course, and I value the notes from his sessions as much as my notes from Andrew Gelman's lectures. (Which is saying a lot!) He has a deep understanding of statistical and research methods, and would explain concepts to us using a range of mathematical frameworks, which is so valuable when trying to conceptualize these complicated methods. It was clear that he put an immense amount of time in planning these sessions, and he always checked in with us to make sure we were following along. He is also just simply a pleasure to work with. Julian has always been approachable and available to meet, even outside of regular office hours. He gives candid and helpful feedback, and honestly I would not have been able to understand the course materials as well as I do without his recitation. 	

10 - What is the overall teaching effectiveness of Julian Gerez? -

Response Option	Weight	Frequency	Percent	Percent Responses	Means	
Excellent	(5)	2	100.00%			
Very Good	(4)	0	0.00%			
Good	(3)	0	0.00%			
Fair	(2)	0	0.00%			
Poor	(1)	0	0.00%			
				0 25 50 100	Question	
Response Rate			Mean		STD	Median
2/3 (66.67%)			5.00		0.00	5.00

11 - What are the strengths and weaknesses of (discussion section leader, lab section leader, grader) as an instructor, and how might 's teaching be improved?

Response Rate	0/3 (0%)
----------------------	----------

12 - What is the overall teaching effectiveness of ?

Response Option	Weight	Frequency	Percent	Percent Responses	Means	
Excellent	(5)	0	0.00%			
Very Good	(4)	0	0.00%			
Good	(3)	0	0.00%			
Fair	(2)	0	0.00%			
Poor	(1)	0	0.00%			
				0 25 50 100	Question	
Response Rate			Mean		STD	Median
0/3 (0.00%)			0.00		0.00	0.00