

Columbia University: Arts & Sciences
A&S Spring 2021 B and Full-Term Standard Evaluation

Course: POLS4722: Statistical Theory and Causal Inference-POLSGU4722_001_2021_1 - QUANT METH 2 STAT THEO&CAUS INF: POLSW4722_001_2021_1_113942

Instructor: Naoki Egami

TA: Julian Gerez *, Thomas Leavitt

Response Rate: 20/29 (68.97 %)

1 - What are the strengths and weaknesses of Julian Gerez (discussion section leader, lab section leader, grader) as an instructor, and how might Julian Gerez's teaching be improved?

Response Rate	11/29 (37.93%)
<ul style="list-style-type: none"> • He is super easy to approach and very good at explaining complicated concepts both colloquially and visually. He goes out of his way to help students solve their questions and makes the atmosphere un-intimidating, making it easy for students to reach out! • Excellent TA. Always willing to explain and to help with the R code. • Very approachable and nice. Knows his stuff :) • Julian is a wonderful TA. I find his sections to be quite clear and rewarding. He is also very approachable out of class. • Julian is a wonderful teaching assistant - he clearly cares about teaching this material well. He provides detailed feedback, and consistently exudes enthusiasm when leading section. • Julian is a phenomenal TA. He is very knowledgeable, capable, approachable, and always ready to lend a hand. He is also very good at answering questions in multiple ways in case one way of thinking is not sufficient for a student, and answering questions that connect multiple topics. If I was on the fence about whether or not to take a course, knowing Julian was TAing the course would make me want to take it. • Julian's materials and comments during the sections were a great way for me to review the material. And the assignment comments were always super detailed and helpful. Thank you Julian! • Julian has been a great discussion leader and TA overall. He's very kind and thorough in office hours and accessible, and he also handles section well, even when there are way too many topics to cover. • Julian is great! • Julian is great - he is clear when leading section, likable and helpful in one-on-one interactions, and I never had complaints about grading. • Helped troubleshoot R. Sometimes a tough grader 	

2 - What is the overall teaching effectiveness of Julian Gerez in the current modality?



Response Option	Weight	Frequency	Percent	Percent Responses	Means		
Excellent	(5)	17	94.44%			4.94	
Very Good	(4)	1	5.56%				
Good	(3)	0	0.00%				
Fair	(2)	0	0.00%				
Poor	(1)	0	0.00%				
				0 25 50 100	Question		
Response Rate				Mean	STD	Median	
18/29 (62.07%)				4.94	0.24	5.00	

Columbia University: Arts & Sciences
A&S Spring 2021 B and Full-Term Standard Evaluation




Course: POLSGU4723_001_2021_1 - QUANTITATIVE METHODS 2 DISCUSSION:
 POLSW4723_001_2021_1_121245

Instructor: Julian Gerez *, Thomas Leavitt





Response Rate: 9/15 (60.00 %)

1 - How did you experience the class this semester? Check off as many as apply: The answer to this question will generally be available in Vergil.					
Response Option	Weight	Frequency	Percent	Percent Responses	
In-person	(1)	0	0.00%		
Live online	(2)	9	100.00%		
Recorded	(3)	3	33.33%		
Response Rate		9/15 (60%)			

2 - What did you learn - in terms of knowledge, skills, or perspectives - in this course? The answer to this question will generally be available in Vergil.	
Response Rate	3/15 (20%)
<ul style="list-style-type: none"> • Causal inference and statistics. • Section covered the same topics as lecture, often in greater detail and with more explanation. It was equally important to the class in terms of educational value. • Explanation/summary of class materials - proofs, code, etc. 	

3 - What percentage of the work (including reading) assigned for this course did you complete on schedule?					
Response Option	Weight	Frequency	Percent	Percent Responses	Means
All or almost all	(1)	5	55.56%		
Most	(2)	1	11.11%		
Some	(3)	0	0.00%		
This question is not applicable	(4)	3	33.33%		
				0 25 50 100	
Response Rate		9/15 (60.00%)			

4 - What is your overall assessment of the course? What are its strengths? In what ways might it be improved? In answering this question, you might address the value of readings and assignments, the structure of the course (including the relationship of sections to lectures), the contribution of the course to your knowledge of the subject matter and to the development of your analytical and reasoning skills, etc. We encourage you to use specific examples where possible.	
Response Rate	4/15 (26.67%)
<ul style="list-style-type: none"> • This is the section for POLS4722. The TAs did a great job at explaining the difficult concepts in the course and going over applications of the methods covered in class. • I would prefer if sections were used to reiterate on the material covered in lectures rather than to cover new material • Section consistently going over time was frustrating, but I suspect it was frustrating to the TAs too, and mostly a product of too much reliance on the section as an addition time to present material instead of review/clarify. Everything else was great. The materials were effective and helpful, both TAs are clear in lecturing and fully able to answer questions. • Having step-by-step proofs with explanations are always helpful. Even the simple algebra parts! 	

5 - What is your overall assessment of the course in the current modality? The answer to this question will generally be available in Vergil.					
Response Option	Weight	Frequency	Percent	Percent Responses	Means
Excellent	(5)	6	66.67%		4.56 
Very Good	(4)	2	22.22%		
Good	(3)	1	11.11%		
Fair	(2)	0	0.00%		
Poor	(1)	0	0.00%		
				0 25 50 100	Question
Response Rate		Mean		STD	Median
9/15 (60.00%)		4.56		0.73	5.00

Columbia University: Arts & Sciences
A&S Spring 2021 B and Full-Term Standard Evaluation

Course: POLSGU4723_001_2021_1 - QUANTITATIVE METHODS 2 DISCUSSION:
 POLSW4723_001_2021_1_121245

Instructor: Julian Gerez * ,Thomas Leavitt

Response Rate: 9/15 (60.00 %)

6 - Would you recommend this course in its current modality to another student?The answer to this question will generally be available in Vergil.					
Response Option	Weight	Frequency	Percent	Percent Responses	Means
Definitely recommend	(1)	7	77.78%		
Probably recommend	(2)	1	11.11%		
I'm not sure I'd recommend	(3)	1	11.11%		
Probably not recommend	(4)	0	0.00%		
Definitely not recommend	(5)	0	0.00%		
				0 25 50 100	
Response Rate					
9/15 (60.00%)					

7 - Please qualify your recommendations if you wish:The answer to this question will generally be available in Vergil.	
Response Rate	1/15 (6.67%)
<ul style="list-style-type: none"> • Don't plan anything for the hour after section! 	

8 - How does the workload in this course compare to Columbia courses with a similar structure (e.g. a lecture, seminar, laboratory, or language course)?The answer to this question will generally be available in Vergil.					
Response Option	Weight	Frequency	Percent	Percent Responses	Means
Much heavier workload	(1)	3	33.33%		
Heavier workload	(2)	3	33.33%		
Similar workload	(3)	1	11.11%		
Lighter workload	(4)	0	0.00%		
Much lighter workload	(5)	0	0.00%		
No basis for comparison	(6)	2	22.22%		
				0 25 50 100	
Response Rate					
9/15 (60.00%)					

9 - How many hours a week did you devote to this course? (Note: Please include all time spent on this class including managing the technology of online instruction, class time, discussion sections, readings, assignments, studying, etc.)The answer to this question will generally be available in Vergil.	
Response Rate	5/15 (33.33%)
<ul style="list-style-type: none"> • 2 hours • 30 • 15 hrs • No work for section besides attendance. • 2 hours 	

10 - Please evaluate Julian Gerez. What are Julian Gerez's strengths? In what ways might their teaching be improved? In answering this question, you might address the clarity of the lectures or presentations and their relationship to the other elements of the course, the ability of Julian Gerez to generate enthusiasm and facilitate discussion, the quality of feedback, availability, the timeliness of the return assignment, etc. -	
Response Rate	1/15 (6.67%)
<ul style="list-style-type: none"> • Great 	

Columbia University: Arts & Sciences
A&S Spring 2021 B and Full-Term Standard Evaluation

Course: POLSGU4723_001_2021_1 - QUANTITATIVE METHODS 2 DISCUSSION:
 POLSW4723_001_2021_1_121245

Instructor: Julian Gerez *, Thomas Leavitt

Response Rate: 9/15 (60.00 %)

11 - What is the overall teaching effectiveness of the Julian Gerez in the current modality? -										
Response Option	Weight	Frequency	Percent	Percent Responses	Means					
Excellent	(5)	8	100.00%		5.00					
Very Good	(4)	0	0.00%							
Good	(3)	0	0.00%							
Fair	(2)	0	0.00%							
Poor	(1)	0	0.00%							
				0	25	50	100	Question		
Response Rate				Mean		STD		Median		
8/15 (53.33%)				5.00		0.00		5.00		

12 - What are the strengths and weaknesses of (discussion section leader, lab section leader, grader) as an instructor, and how might 's teaching be improved?	
Response Rate	0/15 (0%)

13 - What is the overall teaching effectiveness of in the current modality?										
Response Option	Weight	Frequency	Percent	Percent Responses	Means					
Excellent	(5)	0	0.00%		0.00					
Very Good	(4)	0	0.00%							
Good	(3)	0	0.00%							
Fair	(2)	0	0.00%							
Poor	(1)	0	0.00%							
				0	25	50	100	Question		
Response Rate				Mean		STD		Median		
0/15 (0.00%)				0.00		0.00		0.00		