

# Columbia University: Arts & Sciences



## A&S Spring 2021 B and Full-Term Standard Evaluation

**Course:** POLSGU4723\_001\_2021\_1 - QUANTITATIVE METHODS 2 DISCUSSION:  
POLSW4723\_001\_2021\_1\_121245

**Instructor:** Julian Gerez \*, Thomas Leavitt

**Response Rate:** 9/15 (60.00 %)




### 1 - How did you experience the class this semester? Check off as many as apply: The answer to this question will generally be available in Vergil.

Response Option	Weight	Frequency	Percent	Percent Responses	
In-person	(1)	0	0.00%		
Live online	(2)	9	100.00%		
Recorded	(3)	3	33.33%		
<b>Response Rate</b>		9/15 (60%)			

### 2 - What did you learn - in terms of knowledge, skills, or perspectives - in this course? The answer to this question will generally be available in Vergil.

Response Rate	3/15 (20%)
<ul style="list-style-type: none"><li>• Causal inference and statistics.</li><li>• Section covered the same topics as lecture, often in greater detail and with more explanation. It was equally important to the class in terms of educational value.</li><li>• Explanation/summary of class materials - proofs, code, etc.</li></ul>	





### 3 - What percentage of the work (including reading) assigned for this course did you complete on schedule?

Response Option	Weight	Frequency	Percent	Percent Responses	Means			
All or almost all	(1)	5	55.56%					
Most	(2)	1	11.11%					
Some	(3)	0	0.00%					
This question is not applicable	(4)	3	33.33%					
				0 25 50 100				
<b>Response Rate</b>		9/15 (60.00%)						

### 4 - What is your overall assessment of the course? What are its strengths? In what ways might it be improved? In answering this question, you might address the value of readings and assignments, the structure of the course (including the relationship of sections to lectures), the contribution of the course to your knowledge of the subject matter and to the development of your analytical and reasoning skills, etc. We encourage you to use specific examples where possible.

Response Rate		4/15 (26.67%)	
<ul style="list-style-type: none"><li>• This is the section for POLS4722. The TAs did a great job at explaining the difficult concepts in the course and going over applications of the methods covered in class.</li><li>• I would prefer if sections were used to reiterate on the material covered in lectures rather than to cover new material</li><li>• Section consistently going over time was frustrating, but I suspect it was frustrating to the TAs too, and mostly a product of too much reliance on the section as an addition time to present material instead of review/clarify. Everything else was great. The materials were effective and helpful, both TAs are clear in lecturing and fully able to answer questions.</li><li>• Having step-by-step proofs with explanations are always helpful. Even the simple algebra parts!</li></ul>			

### 5 - What is your overall assessment of the course in the current modality? The answer to this question will generally be available in Vergil.

Response Option	Weight	Frequency	Percent	Percent Responses	Means			
Excellent	(5)	6	66.67%					
Very Good	(4)	2	22.22%					
Good	(3)	1	11.11%					
Fair	(2)	0	0.00%					
Poor	(1)	0	0.00%					
				0 25 50 100	Question			
<b>Response Rate</b>				<b>Mean</b>	<b>STD</b>	<b>Median</b>		
9/15 (60.00%)				4.56	0.73	5.00		

# Columbia University: Arts & Sciences

## A&S Spring 2021 B and Full-Term Standard Evaluation

**Course:** POLSGU4723\_001\_2021\_1 - QUANTITATIVE METHODS 2 DISCUSSION:  
POLSW4723\_001\_2021\_1\_121245

**Instructor:** Julian Gerez \* ,Thomas Leavitt

**Response Rate:** 9/15 (60.00 %)

**6 - Would you recommend this course in its current modality to another student?The answer to this question will generally be available in Vergil.**

Response Option	Weight	Frequency	Percent	Percent Responses	Means
Definitely recommend	(1)	7	77.78%	<div><div></div></div>	
Probably recommend	(2)	1	11.11%	<div><div></div></div>	
I'm not sure I'd recommend	(3)	1	11.11%	<div><div></div></div>	
Probably not recommend	(4)	0	0.00%	<div><div></div></div>	
Definitely not recommend	(5)	0	0.00%	<div><div></div></div>	
				0 25 50 100	
Response Rate					
9/15 (60.00%)					

**7 - Please qualify your recommendations if you wish:The answer to this question will generally be available in Vergil.**

<b>Response Rate</b>	1/15 (6.67%)
• Don't plan anything for the hour after section!	

**8 - How does the workload in this course compare to Columbia courses with a similar structure (e.g. a lecture, seminar, laboratory, or language course)?The answer to this question will generally be available in Vergil.**

Response Option	Weight	Frequency	Percent	Percent Responses	Means
Much heavier workload	(1)	3	33.33%	<div><div></div></div>	
Heavier workload	(2)	3	33.33%	<div><div></div></div>	
Similar workload	(3)	1	11.11%	<div><div></div></div>	
Lighter workload	(4)	0	0.00%	<div><div></div></div>	
Much lighter workload	(5)	0	0.00%	<div><div></div></div>	
No basis for comparison	(6)	2	22.22%	<div><div></div></div>	
				0 25 50 100	
Response Rate					
9/15 (60.00%)					

**9 - How many hours a week did you devote to this course? (Note: Please include all time spent on this class including managing the technology of online instruction, class time, discussion sections, readings, assignments, studying, etc.)The answer to this question will generally be available in Vergil.**

<b>Response Rate</b>	5/15 (33.33%)
<ul style="list-style-type: none"> <li>• 2 hours</li> <li>• 30</li> <li>• 15 hrs</li> <li>• No work for section besides attendance.</li> <li>• 2 hours</li> </ul>	

**10 - Please evaluate Julian Gerez. What are Julian Gerez's strengths? In what ways might their teaching be improved? In answering this question, you might address the clarity of the lectures or presentations and their relationship to the other elements of the course, the ability of Julian Gerez to generate enthusiasm and facilitate discussion, the quality of feedback, availability, the timeliness of the return assignment, etc. -**

<b>Response Rate</b>	1/15 (6.67%)
• Great	

# Columbia University: Arts & Sciences



## A&S Spring 2021 B and Full-Term Standard Evaluation

**Course:** POLSGU4723\_001\_2021\_1 - QUANTITATIVE METHODS 2 DISCUSSION:  
POLSW4723\_001\_2021\_1\_121245

**Instructor:** Julian Gerez \*, Thomas Leavitt

**Response Rate:** 9/15 (60.00 %)



### 11 - What is the overall teaching effectiveness of the Julian Gerez in the current modality? -

Response Option	Weight	Frequency	Percent	Percent Responses	Means			
Excellent	(5)	8	100.00%					
Very Good	(4)	0	0.00%					
Good	(3)	0	0.00%					
Fair	(2)	0	0.00%					
Poor	(1)	0	0.00%					
				0 25 50 100	Question			
Response Rate				Mean		STD		Median
8/15 (53.33%)				5.00		0.00		5.00

### 12 - What are the strengths and weaknesses of (discussion section leader, lab section leader, grader) as an instructor, and how might 's teaching be improved?

Response Rate	0/15 (0%)
---------------	-----------

### 13 - What is the overall teaching effectiveness of in the current modality?

Response Option	Weight	Frequency	Percent	Percent Responses	Means			
Excellent	(5)	0	0.00%					
Very Good	(4)	0	0.00%					
Good	(3)	0	0.00%					
Fair	(2)	0	0.00%					
Poor	(1)	0	0.00%					
				0 25 50 100	Question			
Response Rate				Mean		STD		Median
0/15 (0.00%)				0.00		0.00		0.00

# Columbia University: Professional Studies

## Summer Sessions 2021 Evaluations - Session B and X

**Course:** POLSUN3722\_001\_2021\_2-SCOPEANDMETHODS-DISC: POLSUN3722\_001\_2021\_2 - SCOPE AND METHODS - DISC

**Instructor:** Julian Gerez \*

**Response Rate:** 1/11 (9.09 %)

### 1 - What is your overall assessment of this course?

Response Option	Weight	Frequency	Percent	Percent Responses	Means			
Poor	(1)	0	0.00%	<div><div></div></div>	5.00			
Fair	(2)	0	0.00%					
Good	(3)	0	0.00%					
Very Good	(4)	0	0.00%					
Excellent	(5)	1	100.00%	<div><div></div></div>				
				02550100	Question			
Response Rate				Mean		STD		Median
1/11 (9.09%)				5.00		0.00		5.00

### 2 - What are the course's strengths? In what ways might it be improved? In answering this question, you might address the value of readings and assignments, the structure of the course, the contribution of the course to your knowledge of the subject matter and to the development of your analytical and reasoning skills, etc. We encourage you to use specific examples where possible.

Response Rate	1/11 (9.09%)
<ul style="list-style-type: none"> <li>Discussion section was helpful at cementing the concepts and knowledge of the course in a more low-pressure environment. I think the time was well-used in reiterating the coding basics we'd learned in the lecture videos, and it gave us the opportunity to ask questions as they came up. The high levels of participation in the course also helped to boost my personal engagement with the subject matter.</li> </ul>	

### 3 - Please respond the following course-related statements.

#### The learning goals and structure were made apparent to me.

Response Option	Weight	Frequency	Percent	Percent Responses	Means						
Strongly Disagree	(1)	0	0.00%	<div><div></div></div>	5.00						
Disagree	(2)	0	0.00%								
Uncertain	(3)	0	0.00%								
Agree	(4)	0	0.00%								
Strongly Agree	(5)	1	100.00%								
				0	25	50	100	Question			
Response Rate				Mean		STD		Median			
1/11 (9.09%)				5.00		0.00		5.00			

### 3 - Please respond the following course-related statements.

#### The course materials (readings, videos, handouts) helped me achieve the course's learning goals

Response Option	Weight	Frequency	Percent	Percent Responses	Means			
Strongly Disagree	(1)	0	0.00%	<div><div></div></div>	<div><div>5.00</div></div>			
Disagree	(2)	0	0.00%					
Uncertain	(3)	0	0.00%					
Agree	(4)	0	0.00%					
Strongly Agree	(5)	1	100.00%					
				02550100	Question			
Response Rate				Mean		STD		Median
1/11 (9.09%)				5.00		0.00		5.00

# Columbia University: Professional Studies

## Summer Sessions 2021 Evaluations - Session B and X



**Course:** POLSUN3722\_001\_2021\_2-SCOPEANDMETHODS-DISC: POLSUN3722\_001\_2021\_2 - SCOPE AND METHODS - DISC

**Instructor:** Julian Gerez \*

**Response Rate:** 1/11 (9.09 %)



### 3 - Please respond the following course-related statements.

The learning activities (discussions, live sessions, projects, group work) helped me achieve the course's learning goals.

Response Option	Weight	Frequency	Percent	Percent Responses	Means			
Strongly Disagree	(1)	0	0.00%					
Disagree	(2)	0	0.00%					
Uncertain	(3)	0	0.00%					
Agree	(4)	0	0.00%					
Strongly Agree	(5)	1	100.00%					
				0 25 50 100	Question			
Response Rate				Mean		STD		Median
1/11 (9.09%)				5.00		0.00		5.00



### 3 - Please respond the following course-related statements.

Course assignments (exams, quizzes, papers) helped me to achieve the course's learning goals.

Response Option	Weight	Frequency	Percent	Percent Responses	Means			
Strongly Disagree	(1)	0	0.00%					
Disagree	(2)	0	0.00%					
Uncertain	(3)	0	0.00%					
Agree	(4)	0	0.00%					
Strongly Agree	(5)	1	100.00%					
				0 25 50 100	Question			
Response Rate				Mean		STD		Median
1/11 (9.09%)				5.00		0.00		5.00

### 3 - Please respond the following course-related statements.

I would recommend this course to another student.

Response Option	Weight	Frequency	Percent	Percent Responses	Means			
Strongly Disagree	(1)	0	0.00%					
Disagree	(2)	0	0.00%					
Uncertain	(3)	0	0.00%					
Agree	(4)	0	0.00%					
Strongly Agree	(5)	1	100.00%					
				0 25 50 100	Question			
Response Rate				Mean		STD		Median
1/11 (9.09%)				5.00		0.00		5.00

### 4 - What did you learn - in terms of knowledge, skills or perspectives - in this course?

**Response Rate** 1/11 (9.09%)

• I learned the basics of coding in R, alongside how to both read and produce more data-heavy content in a political science context. I feel much more comfortable approaching political science papers written with a quantitative emphasis than I did before taking the class, and I'm also excited to explore some of these newfound skills, especially text-to-data.

# Columbia University: Professional Studies


## Summer Sessions 2021 Evaluations - Session B and X

**Course:** POLSUN3722\_001\_2021\_2-SCOPEANDMETHODS-DISC: POLSUN3722\_001\_2021\_2 - SCOPE AND METHODS - DISC

**Instructor:** Julian Gerez \*


**Response Rate:** 1/11 (9.09 %)

**5 - How many hours a week did you devote to this course? (Note: Please include all time spent on this class outside of class time - readings, assignments, studying, etc.)**

Response Option	Weight	Frequency	Percent	Percent Responses	Means			
0-2	(1)	0	0.00%		<div>3.00</div>			
2-4	(2)	0	0.00%					
4-6	(3)	1	100.00%					
6-8	(4)	0	0.00%					
8+	(5)	0	0.00%					
				02550100	Question			
Response Rate				Mean		STD		Median
1/11 (9.09%)				3.00		0.00		3.00

**6 - What is your overall assessment of the effectiveness of the instructor?**

Julian Gerez

Response Option	Weight	Frequency	Percent	Percent Responses	Means				
Poor	(1)	0	0.00%		5.00				
Fair	(2)	0	0.00%						
Good	(3)	0	0.00%						
Very good	(4)	0	0.00%						
Excellent	(5)	1	100.00%						
				02550100	Question				
Response Rate				Mean		STD		Median	
1/11 (9.09%)				5.00		0.00		5.00	

**7 - Please evaluate your faculty instructor. What are the instructor's strengths? In what ways might their teaching be improved? In answering this question, you might address the clarity of the lectures or presentations and their relationship to the other elements of the course, the ability of the instructor to generate enthusiasm and facilitate discussion, the quality of feedback, availability, the timeliness of the return of assignments, etc.**

Julian Gerez


**Response Rate** 1/11 (9.09%)

• Julian was a fantastic TA, probably the best I've had at Columbia so far. He was always clear with his expectations and course plans, and diligent about making sure that the right materials were uploaded to CourseWorks for our use. He was extremely quick at replying to emails and went above and beyond with the help he offered students, whether in section or office hours. He took care to explain the content in a way that would be easy for us to understand, and made sure to stop for questions and answer them in full. Discussion section felt like a comfortable and supportive environment, which Julian supplemented with efforts to have everyone included, positive energy, and jokes. I genuinely can't think of any ways he could improve his TA-ing.

**8 - Please respond to the following instructor-related statements.**

**The instructor's teaching methods helped me achieve the course's learning goals.**

Julian Gerez

Response Option	Weight	Frequency	Percent	Percent Responses	Means				
Strongly disagree	(1)	0	0.00%		5.00				
Disagree	(2)	0	0.00%						
Uncertain	(3)	0	0.00%						
Agree	(4)	0	0.00%						
Strongly agree	(5)	1	100.00%						
				02550100	Question				
Response Rate				Mean		STD		Median	
1/11 (9.09%)				5.00		0.00		5.00	

**Columbia University: Professional Studies**  
**Summer Sessions 2021 Evaluations - Session B and X**

**Course:** POLSUN3722\_001\_2021\_2-SCOPEANDMETHODS-DISC: POLSUN3722\_001\_2021\_2 - SCOPE AND METHODS - DISC

**Instructor:** Julian Gerez \*

**Response Rate:** 1/11 (9.09 %)

**8 - Please respond to the following instructor-related statements.**

**The instructor was knowledgeable in the subject area.**

**Julian Gerez**

Response Option	Weight	Frequency	Percent	Percent Responses	Means				
Strongly disagree	(1)	0	0.00%						
Disagree	(2)	0	0.00%						
Uncertain	(3)	0	0.00%						
Agree	(4)	0	0.00%						
Strongly agree	(5)	1	100.00%						
				02550100	Question				
Response Rate				Mean		STD		Median	
1/11 (9.09%)				5.00		0.00		5.00	

**8 - Please respond to the following instructor-related statements.**

**The instructor encouraged useful participation and collaboration with fellow students through discussion and other activities.**

**Julian Gerez**

Response Option	Weight	Frequency	Percent	Percent Responses	Means				
Strongly disagree	(1)	0	0.00%						
Disagree	(2)	0	0.00%						
Uncertain	(3)	0	0.00%						
Agree	(4)	0	0.00%						
Strongly agree	(5)	1	100.00%						
				02550100	Question				
Response Rate				Mean		STD		Median	
1/11 (9.09%)				5.00		0.00		5.00	

**8 - Please respond to the following instructor-related statements.**

**I understood how the instructor graded my assignments.**

**Julian Gerez**

Response Option	Weight	Frequency	Percent	Percent Responses	Means				
Strongly disagree	(1)	0	0.00%						
Disagree	(2)	0	0.00%						
Uncertain	(3)	0	0.00%						
Agree	(4)	0	0.00%						
Strongly agree	(5)	1	100.00%						
				02550100	Question				
Response Rate				Mean		STD		Median	
1/11 (9.09%)				5.00		0.00		5.00	

# Columbia University: Professional Studies

## Summer Sessions 2021 Evaluations - Session B and X

**Course:** POLSUN3722\_001\_2021\_2-SCOPEANDMETHODS-DISC: POLSUN3722\_001\_2021\_2 - SCOPE AND METHODS - DISC



**Instructor:** Julian Gerez \*

**Response Rate:** 1/11 (9.09 %)

### 8 - Please respond to the following instructor-related statements.

The instructor provided timely and useful feedback on my assignments.



Julian Gerez

Response Option	Weight	Frequency	Percent	Percent Responses	Means			
Strongly disagree	(1)	0	0.00%			5.00		
Disagree	(2)	0	0.00%					
Uncertain	(3)	0	0.00%					
Agree	(4)	0	0.00%					
Strongly agree	(5)	1	100.00%					
Response Rate				0 25 50 100	Question			
1/11 (9.09%)				Mean	STD	Median		
				5.00	0.00	5.00		

### 8 - Please respond to the following instructor-related statements.

The instructor was available via email and/or office hours for one-on-one consultation.

Julian Gerez

Response Option	Weight	Frequency	Percent	Percent Responses	Means			
Strongly disagree	(1)	0	0.00%			5.00		
Disagree	(2)	0	0.00%					
Uncertain	(3)	0	0.00%					
Agree	(4)	0	0.00%					
Strongly agree	(5)	1	100.00%					
Response Rate				0 25 50 100	Question			
1/11 (9.09%)				Mean	STD	Median		
				5.00	0.00	5.00		

### 9 - What is your overall assessment of the effectiveness of the teaching assistant?

Response Option	Weight	Frequency	Percent	Percent Responses	Means			
Poor	(1)	0	0.00%			0.00		
Fair	(2)	0	0.00%					
Good	(3)	0	0.00%					
Very good	(4)	0	0.00%					
Excellent	(5)	0	0.00%					
Response Rate				0 25 50 100	Question			
0/11 (0.00%)				Mean	STD	Median		
				0.00	0.00	0.00		

10 - Please evaluate your teaching assistant. What are the TA's strengths? In what ways might their teaching be improved? In answering this question, you might address the clarity of the lectures or presentations and their relationship to the other elements of the course, the ability of the TA to generate enthusiasm and facilitate discussion, the quality of feedback, availability, the timeliness of the return of assignments, etc.

Response Rate	0/11 (0%)
---------------	-----------



**Columbia University: Professional Studies**  
**Summer Sessions 2021 Evaluations - Session B and X**

**Course:** POLSUN3722\_001\_2021\_2-SCOPEANDMETHODS-DISC: POLSUN3722\_001\_2021\_2 - SCOPE AND METHODS - DISC

**Instructor:** Julian Gerez \*

**Response Rate:** 1/11 (9.09 %)

**11 - Please respond to the following teaching assistant-related statements.**

**The TA's teaching methods helped me achieve the course's learning goals.**

Response Option	Weight	Frequency	Percent	Percent Responses	Means			
Strongly disagree	(1)	0	0.00%					
Disagree	(2)	0	0.00%					
Uncertain	(3)	0	0.00%					
Agree	(4)	0	0.00%					
Strongly agree	(5)	0	0.00%					
N/A	(0)	0	0.00%					
				0 25 50 100	Question			
Response Rate				Mean	STD	Median		
0/11 (0.00%)				0.00	0.00	0.00		

**11 - Please respond to the following teaching assistant-related statements.**

**The TA was knowledgeable in the subject area.**

Response Option	Weight	Frequency	Percent	Percent Responses	Means			
Strongly disagree	(1)	0	0.00%					
Disagree	(2)	0	0.00%					
Uncertain	(3)	0	0.00%					
Agree	(4)	0	0.00%					
Strongly agree	(5)	0	0.00%					
N/A	(0)	0	0.00%					
				0 25 50 100	Question			
Response Rate				Mean	STD	Median		
0/11 (0.00%)				0.00	0.00	0.00		

**11 - Please respond to the following teaching assistant-related statements.**

**The TA encouraged useful participation and collaboration with fellow students through discussion and other activities.**

Response Option	Weight	Frequency	Percent	Percent Responses	Means			
Strongly disagree	(1)	0	0.00%					
Disagree	(2)	0	0.00%					
Uncertain	(3)	0	0.00%					
Agree	(4)	0	0.00%					
Strongly agree	(5)	0	0.00%					
N/A	(0)	0	0.00%					
				0 25 50 100	Question			
Response Rate				Mean	STD	Median		
0/11 (0.00%)				0.00	0.00	0.00		

**11 - Please respond to the following teaching assistant-related statements.**

**I understood how the TA graded my assignments.**

Response Option	Weight	Frequency	Percent	Percent Responses	Means			
Strongly disagree	(1)	0	0.00%					
Disagree	(2)	0	0.00%					
Uncertain	(3)	0	0.00%					
Agree	(4)	0	0.00%					
Strongly agree	(5)	0	0.00%					
N/A	(0)	0	0.00%					
				0 25 50 100	Question			
Response Rate				Mean	STD	Median		
0/11 (0.00%)				0.00	0.00	0.00		

**Columbia University: Professional Studies**  
**Summer Sessions 2021 Evaluations - Session B and X**

**Course:** POLSUN3722\_001\_2021\_2-SCOPEANDMETHODS-DISC: POLSUN3722\_001\_2021\_2 - SCOPE AND METHODS - DISC

**Instructor:** Julian Gerez \*

**Response Rate:** 1/11 (9.09 %)

**11 - Please respond to the following teaching assistant-related statements.**

**The TA provided timely and useful feedback on my assignments.**

Response Option	Weight	Frequency	Percent	Percent Responses	Means			
Strongly disagree	(1)	0	0.00%		0.00			
Disagree	(2)	0	0.00%					
Uncertain	(3)	0	0.00%					
Agree	(4)	0	0.00%					
Strongly agree	(5)	0	0.00%					
N/A	(0)	0	0.00%					
				0 25 50 100	Question			
Response Rate				Mean	STD	Median		
0/11 (0.00%)				0.00	0.00	0.00		

**11 - Please respond to the following teaching assistant-related statements.**

**The TA was available via email and/or office hours for one-on-one consultation.**

Response Option	Weight	Frequency	Percent	Percent Responses	Means			
Strongly disagree	(1)	0	0.00%		0.00			
Disagree	(2)	0	0.00%					
Uncertain	(3)	0	0.00%					
Agree	(4)	0	0.00%					
Strongly agree	(5)	0	0.00%					
N/A	(0)	0	0.00%					
				0 25 50 100	Question			
Response Rate				Mean	STD	Median		
0/11 (0.00%)				0.00	0.00	0.00		

# Columbia University: Professional Studies

## Summer Sessions 2020 Student Evaluations- Session I

**Course:** POLSUN3722\_001\_2020\_2-SCOPEANDMETHODS-DISC: POLSUN3722\_001\_2020\_2 - SCOPE AND METHODS - DISC

**Instructor:** Julian Gerez \*

**Response Rate:** 5/10 (50.00 %)

### 1 - What is your overall assessment of this course?

Response Option	Weight	Frequency	Percent	Percent Responses	Means			
Poor	(1)	0	0.00%		<div>4.60</div>			
Fair	(2)	0	0.00%					
Good	(3)	0	0.00%					
Very Good	(4)	2	40.00%					
Excellent	(5)	3	60.00%					
				02550100	Question			
Response Rate				Mean		STD		Median
5/10 (50.00%)				4.60		0.55		5.00

### 2 - What are the course's strengths? In what ways might it be improved? In answering this question, you might address the value of readings and assignments, the structure of the course, the contribution of the course to your knowledge of the subject matter and to the development of your analytical and reasoning skills, etc. We encourage you to use specific examples where possible.

Response Rate	5/10 (50%)
<ul style="list-style-type: none"> <li>This class is just so short -- so I feel like I have't completely handled all the skills that I learned. Maybe it will be better if this class can become an X session summer class that last for 3 months?</li> <li>The course set up with the video lectures and Zoom meetings several times a week worked well, especially considering the current circumstances. The instructors provided ample outside resources to help us through the material. I learned so much about intimidating topics (statistics + r) in an incredibly short amount of time. I always felt comfortable following the TA's lead and trusted that any hurdles in understanding would be overcome.</li> <li>This part of the course focused on learning to code in R.</li> <li>This course was great. Julian's prepared documents were immensely helpful in following along with what was happening. Often times, they were more clear than the readings. I really appreciated that Julian would make sure we were prepared to answer the types of questions we might encounter on the homework.</li> <li>What are the course's strengths? In what ways might it be improved? In answering this question, you might address the value of readings and assignments, the structure of the course, the contribution of the course to your knowledge of the subject matter and to the development of your analytical and reasoning skills, etc. We encourage you to use specific examples where possible. At the start of this course, I certainly did not consider myself a 'math' person or someone who was even adequately familiar with any of the scientific methods I knew this course would be covering. And, coupled with the course requirement to learn how to code--within a period of approximately 6 weeks, nonetheless--and COVID-19, I was dreading this course and how difficult I knew it was going to be. However, while the course was rigorous and required a tremendous amount of work, I feel that in the end, I learned more than I thought I would, and I also--personally--got more out of this course than I ever imagined. While I felt the readings, lectures, labs, and assignments worked very well together, I found the most beneficial aspect of the course was the expertise of Julian and Michael Miller. I wouldn't change a thing.</li> </ul>	

### 3 - Please respond the following course-related statements.

#### The learning goals and structure were made apparent to me.

Response Option	Weight	Frequency	Percent	Percent Responses	Means			
Strongly Disagree	(1)	0	0.00%		<div>4.60</div>			
Disagree	(2)	0	0.00%					
Uncertain	(3)	1	20.00%					
Agree	(4)	0	0.00%					
Strongly Agree	(5)	4	80.00%					
				02550100	Question			
Response Rate				Mean		STD		Median
5/10 (50.00%)				4.60		0.89		5.00

### 3 - Please respond the following course-related statements.

#### The course materials (readings, videos, handouts) helped me achieve the course's learning goals

Response Option	Weight	Frequency	Percent	Percent Responses	Means			
Strongly Disagree	(1)	0	0.00%					
Disagree	(2)	0	0.00%					
Uncertain	(3)	0	0.00%					
Agree	(4)	0	0.00%					
Strongly Agree	(5)	5	100.00%					
				02550100	Question			
Response Rate				Mean		STD		Median
5/10 (50.00%)				5.00		0.00		5.00

# Columbia University: Professional Studies

## Summer Sessions 2020 Student Evaluations- Session I

**Course:** POLSUN3722\_001\_2020\_2-SCOPEANDMETHODS-DISC: POLSUN3722\_001\_2020\_2 - SCOPE AND METHODS - DISC

**Instructor:** Julian Gerez \*

**Response Rate:** 5/10 (50.00 %)

### 3 - Please respond the following course-related statements.

The learning activities (discussions, live sessions, projects, group work) helped me achieve the course's learning goals.

Response Option	Weight	Frequency	Percent	Percent Responses	Means			
Strongly Disagree	(1)	0	0.00%					
Disagree	(2)	0	0.00%					
Uncertain	(3)	0	0.00%					
Agree	(4)	0	0.00%					
Strongly Agree	(5)	5	100.00%					
				0 25 50 100	Question			
Response Rate				Mean		STD		Median
5/10 (50.00%)				5.00		0.00		5.00

### 3 - Please respond the following course-related statements.

Course assignments (exams, quizzes, papers) helped me to achieve the course's learning goals.

Response Option	Weight	Frequency	Percent	Percent Responses	Means			
Strongly Disagree	(1)	0	0.00%					
Disagree	(2)	0	0.00%					
Uncertain	(3)	0	0.00%					
Agree	(4)	0	0.00%					
Strongly Agree	(5)	5	100.00%					
				0 25 50 100	Question			
Response Rate				Mean		STD		Median
5/10 (50.00%)				5.00		0.00		5.00

### 3 - Please respond the following course-related statements.

I would recommend this course to another student.

Response Option	Weight	Frequency	Percent	Percent Responses	Means			
Strongly Disagree	(1)	0	0.00%					
Disagree	(2)	0	0.00%					
Uncertain	(3)	1	20.00%					
Agree	(4)	0	0.00%					
Strongly Agree	(5)	4	80.00%					
				0 25 50 100	Question			
Response Rate				Mean		STD		Median
5/10 (50.00%)				4.60		0.89		5.00

### 4 - What did you learn - in terms of knowledge, skills or perspectives - in this course?

**Response Rate** 5/10 (50%)

- Basic and useful knowledge -- and practice -- about R.
- How to program in R! As well as a better understanding of statistics and using analytical skills.
- I learned how to do some preliminary coding in R.
- Learned how to code in R, as well as reinforce/further clarify concepts we learned in professor Miller's class.
- Today, I feel confident and knowledgeable in critically analyzing a wide range of scientific experiments, observations, research methods, hypotheses, political polling, and more. While this was a political science research course, it has proved to be widely applicable. It has provided me with knowledge on a range of different methods, such as multivariate regression models interpreting interactions within those models, as well as a solid foundation on how to code in R.

# Columbia University: Professional Studies

## Summer Sessions 2020 Student Evaluations- Session I

**Course:** POLSUN3722\_001\_2020\_2-SCOPEANDMETHODS-DISC: POLSUN3722\_001\_2020\_2 - SCOPE AND METHODS - DISC

**Instructor:** Julian Gerez \*

**Response Rate:** 5/10 (50.00 %)

**5 - How many hours a week did you devote to this course? (Note: Please include all time spent on this class outside of class time - readings, assignments, studying, etc.)**

Response Option	Weight	Frequency	Percent	Percent Responses	Means			
0-2	(1)	0	0.00%	   	4.80			
2-4	(2)	0	0.00%					
4-6	(3)	0	0.00%					
6-8	(4)	1	20.00%					
8+	(5)	4	80.00%	■				
				0 25 50 100	Question			
Response Rate				Mean	STD	Median		
5/10 (50.00%)				4.80	0.45	5.00		

**6 - What is your overall assessment of the effectiveness of the instructor?**

Julian Gerez

Response Option	Weight	Frequency	Percent	Percent Responses	Means			
Poor	(1)	0	0.00%	   	4.80			
Fair	(2)	0	0.00%					
Good	(3)	0	0.00%					
Very good	(4)	1	20.00%					
Excellent	(5)	4	80.00%	■				
				0 25 50 100	Question			
Response Rate				Mean	STD	Median		
5/10 (50.00%)				4.80	0.45	5.00		

**7 - Please evaluate your faculty instructor. What are the instructor's strengths? In what ways might their teaching be improved? In answering this question, you might address the clarity of the lectures or presentations and their relationship to the other elements of the course, the ability of the instructor to generate enthusiasm and facilitate discussion, the quality of feedback, availability, the timeliness of the return of assignments, etc.**

Julian Gerez

**Response Rate** 5/10 (50%)

- All are good -- except that it may be better if the lab could happen after each week's lecture, so that I will have a better understanding of the lab.
- Julian was fantastic! He was clear in his instruction. Anytime we struggled with a particular topic (or if the connection was poor), he would go out of his way to film and upload materials to clarify it. He was generous with his time and willing to schedule additional Zoom office hours to go over issues with the homework assignments.
- Julian works hard to make sure that he is available for his students. He works so students can understand the material and asks questions, so they can work to think through problems on their own. Also, he was also happy and enthusiastic about helping students and the material. He is the reason that I had any interest in this class.
- In the beginning of this course I was nervous about learning how to program via distance learning; however, Julian made me feel relaxed and reassured in my ability to learn. Like professor Miller his classes were very clear and thoughtful. You could tell he spent extensive time preparing before hand. Additionally, Julian was very responsive and would answer questions outside of class almost immediately. Often times in the days leading up to HW submission I would feel nervous and/or unsure about how to solve a problem, but Julian always prepared us with the skills to succeed. Great instructor!
- Julian Gerez is amazing, extremely knowledgeable, and professional. This course is very challenging, and he was able to make it not only enjoyable and profoundly interesting, but his enthusiasm was also inspiring and a great addition. He always made himself available, would meet with all of us outside of office hours if needed, and was always quick to respond to emails if we had last minute questions. I feel truly fortunate to have had him as a TA, and Columbia is lucky to have as a student.

**8 - Please respond to the following instructor-related statements.**

**The instructor's teaching methods helped me achieve the course's learning goals.**

Julian Gerez

Response Option	Weight	Frequency	Percent	Percent Responses	Means			
Strongly disagree	(1)	0	0.00%	   	5.00			
Disagree	(2)	0	0.00%					
Uncertain	(3)	0	0.00%					
Agree	(4)	0	0.00%					
Strongly agree	(5)	5	100.00%	■				
				0 25 50 100	Question			
Response Rate				Mean	STD	Median		
5/10 (50.00%)				5.00	0.00	5.00		

# Columbia University: Professional Studies

## Summer Sessions 2020 Student Evaluations- Session I

**Course:** POLSUN3722\_001\_2020\_2-SCOPEANDMETHODS-DISC: POLSUN3722\_001\_2020\_2 - SCOPE AND METHODS - DISC



**Instructor:** Julian Gerez \*

**Response Rate:** 5/10 (50.00 %)

### 8 - Please respond to the following instructor-related statements.

The instructor was knowledgeable in the subject area.





Julian Gerez

Response Option	Weight	Frequency	Percent	Percent Responses	Means						
Strongly disagree	(1)	0	0.00%								
Disagree	(2)	0	0.00%								
Uncertain	(3)	0	0.00%								
Agree	(4)	0	0.00%								
Strongly agree	(5)	5	100.00%								
				0	25	50	100	Question			
Response Rate				Mean		STD		Median			
5/10 (50.00%)				5.00		0.00		5.00			

### 8 - Please respond to the following instructor-related statements.

The instructor encouraged useful participation and collaboration with fellow students through discussion and other activities.



Julian Gerez

Response Option	Weight	Frequency	Percent	Percent Responses	Means				
Strongly disagree	(1)	0	0.00%						
Disagree	(2)	0	0.00%						
Uncertain	(3)	0	0.00%						
Agree	(4)	1	20.00%						
Strongly agree	(5)	4	80.00%						
				02550100	Question				
Response Rate				Mean		STD		Median	
5/10 (50.00%)				4.80		0.45		5.00	

### 8 - Please respond to the following instructor-related statements.

I understood how the instructor graded my assignments.

Julian Gerez

Response Option	Weight	Frequency	Percent	Percent Responses	Means						
Strongly disagree	(1)	0	0.00%								
Disagree	(2)	0	0.00%								
Uncertain	(3)	0	0.00%								
Agree	(4)	0	0.00%								
Strongly agree	(5)	5	100.00%								
				0	25	50	100	Question			
Response Rate				Mean			STD		Median		
5/10 (50.00%)				5.00			0.00		5.00		

**Columbia University: Professional Studies**  
**Summer Sessions 2020 Student Evaluations- Session I**

**Course:** POLSUN3722\_001\_2020\_2-SCOPEANDMETHODS-DISC: POLSUN3722\_001\_2020\_2 - SCOPE AND METHODS - DISC


**Instructor:** Julian Gerez \*

**Response Rate:** 5/10 (50.00 %)

**8 - Please respond to the following instructor-related statements.**

**The instructor provided timely and useful feedback on my assignments.**


**Julian Gerez**

Response Option	Weight	Frequency	Percent	Percent Responses	Means			
Strongly disagree	(1)	0	0.00%					
Disagree	(2)	0	0.00%					
Uncertain	(3)	0	0.00%					
Agree	(4)	0	0.00%					
Strongly agree	(5)	5	100.00%	■				
				0 25 50 100	Question			
<b>Response Rate</b>				<b>Mean</b>	<b>STD</b>	<b>Median</b>		
5/10 (50.00%)				5.00	0.00	5.00		

**8 - Please respond to the following instructor-related statements.**

**The instructor was available via email and/or office hours for one-on-one consultation.**

**Julian Gerez**

Response Option	Weight	Frequency	Percent	Percent Responses	Means			
Strongly disagree	(1)	0	0.00%					
Disagree	(2)	0	0.00%					
Uncertain	(3)	0	0.00%					
Agree	(4)	1	20.00%	■				
Strongly agree	(5)	4	80.00%	■				
				0 25 50 100	Question			
<b>Response Rate</b>				<b>Mean</b>	<b>STD</b>	<b>Median</b>		
5/10 (50.00%)				4.80	0.45	5.00		

# Columbia University: Arts & Sciences

## A&S Fall 2020 Standard Evaluation

**Course:** POLSGU4466\_005\_2020\_3-LATINAMERPOLITICS-DISC: POLSGU4466\_005\_2020\_3 - LATIN AMER POLITICS-DISC

**Instructor:** Julian Gerez \*

**Response Rate:** 7/13 (53.85 %)

### 1 - How did you experience the class this semester? Check off as many as apply: The answer to this question will generally be available in Vergil.

Response Option	Weight	Frequency	Percent	Percent Responses	
In-person	(1)	0	0.00%	<div></div>	
Live online	(2)	7	100.00%	<div></div>	
Recorded	(3)	1	14.29%	<div></div>	
<b>Response Rate</b>		7/13 (53.85%)			

### 2 - What did you learn - in terms of knowledge, skills, or perspectives - in this course? The answer to this question will generally be available in Vergil.

Response Rate	6/13 (46.15%)
<ul style="list-style-type: none"><li>• Discussed important topics in Latin American Politics, learned how to interpret different readings and studies.</li><li>• We went more in depth with the material covered in lecture and had a chance to discuss the readings assigned and different perspectives on it during class.</li><li>• I learned about Latin American politics : the breakdown of democracies and dictatorships, the Democratic transition, the turn to the left with Chavez, Morales etc, about populism, about inequalities and corruption, about gender, LGBTQ and ethnic/racial issues in the region etc.</li><li>• I learned a lot about Latin American politics spanning an entire century, but I also learned really great skills in Julian's section for how to dissect political science literature, and social science literature in general.</li><li>• I came into this course to get a general understanding of the political history of Latin America. Throughout the course, we'd focus on various countries as we moved chronologically throughout their histories. Having finished the course, I can say that I've learned more about political ideologies and trends both in and out of Latin America, as well as the U.S.' role as a colonizing force in the region.</li><li>• I learned a lot about Latin America that I certainly did not know beforehand. I really really really enjoyed this class. I also appreciated its emphasis on democracy</li></ul>	

### 3 - What percentage of the work (including reading) assigned for this course did you complete on schedule?

Response Option	Weight	Frequency	Percent	Percent Responses	Means
All or almost all	(1)	4	57.14%	<div></div>	
Most	(2)	2	28.57%	<div></div>	
Some	(3)	0	0.00%	<div></div>	
This question is not applicable	(4)	1	14.29%	<div></div>	
				0 25 50 100	
<b>Response Rate</b>		7/13 (53.85%)			

### 4 - What is your overall assessment of the course? What are its strengths? In what ways might it be improved? In answering this question, you might address the value of readings and assignments, the structure of the course (including the relationship of sections to lectures), the contribution of the course to your knowledge of the subject matter and to the development of your analytical and reasoning skills, etc. We encourage you to use specific examples where possible.

Response Rate	6/13 (46.15%)
<ul style="list-style-type: none"><li>• Really great course, would recommend if you're interested in comparative politics and have an interest in latin america as well as current events. Provided a really comprehensive look, explained most of the history as well.</li><li>• The sections were very complimentary as they did not repeat the content of lectures but rather supplemented it with additional information and more thorough discussion.</li><li>• Regarding the class in general : The class was really good. I like the structure of the class and the different units. I liked also how the class was composed of lecture, discussion, watching videos or discussing graphs or tables. I also feel that it was good to have an evaluation per unit rather than a midterm and final. I feel that thanks to this partition and the review sessions I assimilated way better the content than when it is the traditional midterm and final structure. The readings were also really interesting and I enjoyed that we had readings more about theories and that we had also news articles and videos, tying these theories to present issues when we moved to the more contemporary part of the class. I liked also that we had to read a fiction book in the first class or that we could watch a movie. I think if possible, it could be great to add a list of recommendations of other books or movies linked to the class Regarding the discussion section: We covered all the main points of the readings. We sometimes also had times to broaden the discussion which was great, as for instance in the two last classes we talked about how to measure corruption, how to fight against corruption or crime etc.</li><li>• Discussion based classes can be really hard over Zoom, but this discussion section was engaging and exciting! I think time spent connection readings to lectures and breaking down the readings visually (with note charts, etc.) was really helpful. The discussion sections both clarified the material from lectures and prepared me well for exams. The informal tone of discussions I think really allowed students to think about the material more deeply.</li><li>• This is one of those courses that I think really benefitted from the fact that it was taught on Zoom. Being able to come to lecture having done the readings and explore the theories I'd been learning about was really important, but the ability to return to said lectures after class via Zoom recordings was even more crucial. The professor was much better than other lecturers I've had in terms of staying on topic, being engaging (both academically and as a person), and being kind to her students. The TAs were always available for any questions and really did a lot to showcase their own individual talents throughout the course. The readings for the course were as I expected; the textbook readings were obviously longer, but emailing the TAs and discussing ways to read through efficiently did wonders. I'll also say that the textbook did a great job on catching me up on the history of various countries, and the non-textbook readings often showcased political theory in a digestible way. While the readings could be a lot at times, I believe they were all definitely manageable and you'll cover them so much in lecture and discussion that you shouldn't have trouble understanding them. Sections were once a week and just provided a quick overview of the readings and their keypoints, and allowed room for questions.</li><li>• I loved this class! The lectures were always really interesting and professor and the TAs are all so kind and helpful! The only improvement I would suggest would be for there to be more review of previous modules as we go along. Something as small as "in last class we talked about..." would be really helpful to jog my memory since we do talk about a lot of different topics and a lot of different countries.</li></ul>	



# Columbia University: Arts & Sciences




## A&S Fall 2020 Standard Evaluation

**Course:** POLSGU4466\_005\_2020\_3-LATINAMERPOLITICS-DISC: POLSGU4466\_005\_2020\_3 - LATIN AMER POLITICS-DISC


**Instructor:** Julian Gerez \*

**Response Rate:** 7/13 (53.85 %)

### 5 - What is your overall assessment of the course in the current modality?The answer to this question will generally be available in Vergil.

Response Option	Weight	Frequency	Percent	Percent Responses	Means
Excellent	(5)	5	71.43%		
Very Good	(4)	2	28.57%		
Good	(3)	0	0.00%		
Fair	(2)	0	0.00%		
Poor	(1)	0	0.00%		
				0 25 50 100	Question
Response Rate				Mean	STD
7/13 (53.85%)				4.71	0.49
					Median
					5.00



### 6 - Would you recommend this course in its current modality to another student?The answer to this question will generally be available in Vergil.

Response Option	Weight	Frequency	Percent	Percent Responses	Means
Definitely recommend	(1)	7	100.00%		
Probably recommend	(2)	0	0.00%		
I'm not sure I'd recommend	(3)	0	0.00%		
Probably not recommend	(4)	0	0.00%		
Definitely not recommend	(5)	0	0.00%		
				0 25 50 100	
Response Rate					
7/13 (53.85%)					

### 7 - Please qualify your recommendations if you wish:The answer to this question will generally be available in Vergil.

Response Rate	1/13 (7.69%)
<ul style="list-style-type: none"> <li>Julian was a great TA, always available to answer questions. He conducted really well the sections, making sure we had understood all the main arguments and theories of the readings, while at the same time ensuring that everyone had a chance to express himself/herself during the class.</li> </ul>	

### 8 - How does the workload in this course compare to Columbia courses with a similar structure (e.g. a lecture, seminar, laboratory, or language course)?The answer to this question will generally be available in Vergil.

Response Option	Weight	Frequency	Percent	Percent Responses	Means
Much heavier workload	(1)	0	0.00%		
Heavier workload	(2)	1	14.29%		
Similar workload	(3)	6	85.71%		
Lighter workload	(4)	0	0.00%		
Much lighter workload	(5)	0	0.00%		
No basis for comparison	(6)	0	0.00%		
				0 25 50 100	
Response Rate					
7/13 (53.85%)					

### 9 - How many hours a week did you devote to this course? (Note: Please include all time spent on this class including managing the technology of online instruction, class time, discussion sections, readings, assignments, studying, etc.)The answer to this question will generally be available in Vergil.

Response Rate	5/13 (38.46%)
<ul style="list-style-type: none"> <li>4 for class, maybe like 2 or 3 for readings</li> <li>2-3 hours</li> <li>3 hours in class + 1 in discussion section + 8 hours for the readings, videos etc + reviewing notes and studying 1 full day or 2 before an exam.</li> <li>9</li> <li>2 1/2 hours of class, probably 2-3 hours of reading depending on the week (and assuming moderate to good efficiency), with assignments scattered throughout the semester</li> </ul>	

# Columbia University: Arts & Sciences

## A&S Fall 2020 Standard Evaluation

**Course:** POLSGU4466\_005\_2020\_3-LATINAMERPOLITICS-DISC: POLSGU4466\_005\_2020\_3 - LATIN AMER POLITICS-DISC


**Instructor:** Julian Gerez \*

**Response Rate:** 7/13 (53.85 %)

**10 - Please evaluate Julian Gerez. What are Julian Gerez's strengths? In what ways might their teaching be improved? In answering this question, you might address the clarity of the lectures or presentations and their relationship to the other elements of the course, the ability of Julian Gerez to generate enthusiasm and facilitate discussion, the quality of feedback, availability, the timeliness of the return assignment, etc. -**

Response Rate	6/13 (46.15%)
<ul style="list-style-type: none"> <li>Great TA, really helpful and nice, explains things well while still being attentive and considerate of our own opinions. He makes discussions as interesting as possible given the online format, and is really approachable during office hours and through email.</li> <li>Julian is an amazing TA, this is the second time that he was my TA and he was honestly one of the best I've had at Columbia. He really cares about his students and is very good at underscoring the important parts of the course materials which is always helpful. His teaching style is interactive but not too much, as he wants to make points very clear.</li> <li>Julian is a great TA. He tried to diversify his teaching style depending on the sections : sometimes more lecture- style after exams knowing some students might not have had the time to read the new readings, sometimes more discussion based. It was also great when he used his tablet like a board, so we could break down the theories and arguments of the readings. Overall, he was really clear and easy to follow, but also dynamic. He also tried to include everyone in the discussion, making sure that everyone had a chance to express himself/herself during the class. In addition, Julian knew how to expand or add to the points made by the students. In the last classes he suggested for instance different readings and papers on the subjects of crime or corruption if the students wanted to learn more. Julian is also really available to answer the students' questions, by email or in office hours. Lastly, the assignments were returned fast, and the comments were useful to know how we could have improved ou answers.</li> <li>Julian is a fantastic instructor! Despite the challenges of online discussion leading in times of COVID, Julian has brought us all together and made discussions valuable and exciting. Giving people reason to listen, interact and leave their cameras on is a feat in and of itself. Julian is truly gifted with his students. He is clear about the technical knowledge and has a fun way of communicating it to everyone. It's clear that he really cares about his students and their differing intellectual opinions. Beyond the Zoom room, Julian is incredibly responsive when it comes to emails and was willing to meet with me one on one about my own academic interests, hopes and dreams. And through the mental health struggles I had this semester, Julian expressed so much empathy and patience while still pushing me academically when it suited my emotional state and my learning capacities. I truly hope Julian is someone I can maintain a relationship with moving forward, I'm excited to hopefully one day read his dissertation, and, as Professor Murillo knows, I have felt so lucky all semester to have ended up in Julian's section.</li> <li>As I previously mentioned Julian (and the other TAs) were more than helpful. Having seen Julian TA in a previous course (Intro to Comparative Politics), I had no doubts that he would be the right TA to have. His knowledge of statistical analysis and data software provided a more quantitative understanding of an otherwise primarily qualitative course, and while I myself am not great with numbers, Julian was more than happy to explain things in easily palatable ways. From cracking jokes with students to staying after to answer questions to responding to my constant emailing, Julian did a great job at handling the course (especially given that it's its first time being taught online). He helped me craft my own studying routine to better digest the course material, and I saw visible improvements following our conversation. I would highly recommend him as a TA to others.</li> <li>Julian was an awesome TA!!! He is super nice and really smart! He was great at facilitating discussion and making people's perspectives feel appreciated. He is also very good at breaking down big concepts and readings for us.</li> </ul>	


**11 - What is the overall teaching effectiveness of the Julian Gerez in the current modality? -**

Response Option	Weight	Frequency	Percent	Percent Responses	Means
Excellent	(5)	7	100.00%		5.00
Very Good	(4)	0	0.00%		
Good	(3)	0	0.00%		
Fair	(2)	0	0.00%		
Poor	(1)	0	0.00%		
				0 25 50 100	Question
Response Rate				Mean	STD
7/13 (53.85%)				5.00	0.00
				Median	
				5.00	

**12 - What are the strengths and weaknesses of (discussion section leader, lab section leader, grader) as an instructor, and how might 's teaching be improved?**

Response Rate	0/13 (0%)
---------------	-----------

**13 - What is the overall teaching effectiveness of in the current modality?**

Response Option	Weight	Frequency	Percent	Percent Responses	Means
Excellent	(5)	0	0.00%		0.00
Very Good	(4)	0	0.00%		
Good	(3)	0	0.00%		
Fair	(2)	0	0.00%		
Poor	(1)	0	0.00%		
				0 25 50 100	Question
Response Rate				Mean	STD
0/13 (0.00%)				0.00	0.00
				Median	
				0.00	

# Columbia University: Arts & Sciences

## A&S Fall 2020 Standard Evaluation

**Course:** POLSGU4466\_006\_2020\_3-LATINAMERPOLITICS-DISC: POLSGU4466\_006\_2020\_3 - LATIN AMER POLITICS-DISC

**Instructor:** Julian Gerez \*

**Response Rate:** 4/7 (57.14 %)

**1 - How did you experience the class this semester? Check off as many as apply:**The answer to this question will generally be available in Vergil.

Response Option	Weight	Frequency	Percent	Percent Responses	
In-person	(1)	1	25.00%		
Live online	(2)	3	75.00%		
Recorded	(3)	0	0.00%		
<b>Response Rate</b>		4/7 (57.14%)			

**2 - What did you learn - in terms of knowledge, skills, or perspectives - in this course?**The answer to this question will generally be available in Vergil.

<b>Response Rate</b>	0/7 (0%)
----------------------	----------

**3 - What percentage of the work (including reading) assigned for this course did you complete on schedule?**

Response Option	Weight	Frequency	Percent	Percent Responses	Means
All or almost all	(1)	2	50.00%		
Most	(2)	2	50.00%		
Some	(3)	0	0.00%		
This question is not applicable	(4)	0	0.00%		
				0 25 50 100	
<b>Response Rate</b>		4/7 (57.14%)			

**4 - What is your overall assessment of the course? What are its strengths? In what ways might it be improved? In answering this question, you might address the value of readings and assignments, the structure of the course (including the relationship of sections to lectures), the contribution of the course to your knowledge of the subject matter and to the development of your analytical and reasoning skills, etc. We encourage you to use specific examples where possible.**

<b>Response Rate</b>	0/7 (0%)
----------------------	----------

**5 - What is your overall assessment of the course in the current modality?**The answer to this question will generally be available in Vergil.

Response Option	Weight	Frequency	Percent	Percent Responses	Means
Excellent	(5)	3	75.00%		
Very Good	(4)	1	25.00%		
Good	(3)	0	0.00%		
Fair	(2)	0	0.00%		
Poor	(1)	0	0.00%		
				0 25 50 100	Question
<b>Response Rate</b>		<b>Mean</b>		<b>STD</b>	
4/7 (57.14%)		4.75		0.50	
				<b>Median</b>	
				5.00	

**6 - Would you recommend this course in its current modality to another student?**The answer to this question will generally be available in Vergil.

Response Option	Weight	Frequency	Percent	Percent Responses	Means
Definitely recommend	(1)	3	75.00%		
Probably recommend	(2)	1	25.00%		
I'm not sure I'd recommend	(3)	0	0.00%		
Probably not recommend	(4)	0	0.00%		
Definitely not recommend	(5)	0	0.00%		
				0 25 50 100	
<b>Response Rate</b>		4/7 (57.14%)			

**7 - Please qualify your recommendations if you wish:**The answer to this question will generally be available in Vergil.

<b>Response Rate</b>	0/7 (0%)
----------------------	----------

# Columbia University: Arts & Sciences

## A&S Fall 2020 Standard Evaluation

**Course:** POLSGU4466\_006\_2020\_3-LATINAMERPOLITICS-DISC: POLSGU4466\_006\_2020\_3 - LATIN AMER POLITICS-DISC

**Instructor:** Julian Gerez \*

**Response Rate:** 4/7 (57.14 %)

**8 - How does the workload in this course compare to Columbia courses with a similar structure (e.g. a lecture, seminar, laboratory, or language course)?The answer to this question will generally be available in Vergil.**

Response Option	Weight	Frequency	Percent	Percent Responses	Means			
Much heavier workload	(1)	0	0.00%	<div><div></div></div>				
Heavier workload	(2)	0	0.00%					
Similar workload	(3)	3	75.00%					
Lighter workload	(4)	0	0.00%					
Much lighter workload	(5)	0	0.00%					
No basis for comparison	(6)	1	25.00%					
				02550100				
Response Rate								
4/7 (57.14%)								

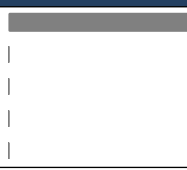
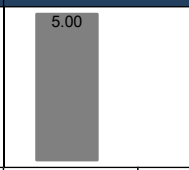
**9 - How many hours a week did you devote to this course? (Note: Please include all time spent on this class including managing the technology of online instruction, class time, discussion sections, readings, assignments, studying, etc.)The answer to this question will generally be available in Vergil.**

Response Rate	0/7 (0%)
---------------	----------

**10 - Please evaluate Julian Gerez. What are Julian Gerez's strengths? In what ways might their teaching be improved? In answering this question, you might address the clarity of the lectures or presentations and their relationship to the other elements of the course, the ability of Julian Gerez to generate enthusiasm and facilitate discussion, the quality of feedback, availability, the timeliness of the return assignment, etc. -**

Response Rate	1/7 (14.29%)
<ul style="list-style-type: none"> <li>Julian is very dedicated to his section and students. He's always willing to help and find new ways that work for students. He is genuinely interested in discussing topics and questions with everyone.</li> </ul>	


**11 - What is the overall teaching effectiveness of the Julian Gerez in the current modality? -**

Response Option	Weight	Frequency	Percent	Percent Responses	Means						
Excellent	(5)	4	100.00%		5.00						
Very Good	(4)	0	0.00%								
Good	(3)	0	0.00%								
Fair	(2)	0	0.00%								
Poor	(1)	0	0.00%								
				02550100				Question			
Response Rate				Mean				STD		Median	
4/7 (57.14%)				5.00				0.00		5.00	

**12 - What are the strengths and weaknesses of (discussion section leader, lab section leader, grader) as an instructor, and how might 's teaching be improved?**

Response Rate	0/7 (0%)
---------------	----------

**13 - What is the overall teaching effectiveness of in the current modality?**

Response Option	Weight	Frequency	Percent	Percent Responses	Means						
Excellent	(5)	0	0.00%		0.00						
Very Good	(4)	0	0.00%								
Good	(3)	0	0.00%								
Fair	(2)	0	0.00%								
Poor	(1)	0	0.00%								
				02550100							
Response Rate				Mean						STD	Median
0/7 (0.00%)				0.00						0.00	0.00

# Columbia University: Arts & Sciences

## A&S Fall 2019 Standard Evaluation

**Course:** POLSUN1501\_001\_2019\_3-INTROTOCOMPARATIVEPOLITICS  
**Instructor:** Kimuli Kasara  
**TA:** Jaclyn Davis, Julian Gerez \*, Oscar Pocasangre Meneses  
**Response Rate:** 43/64 (67.19 %)

### 1 - What are the strengths and weaknesses of Julian Gerez (discussion section leader, lab section leader, grader) as an instructor, and how might Julian Gerez's teaching be improved?

Response Rate	5/64 (7.81%)
<ul style="list-style-type: none"> <li>• He prepares well, is nice, knows the material, and cares about his students</li> <li>• Julian Gerez is excellent, wonderful, the best. He is serious about teaching, he teaches well and he always makes himself available for questions. I'm a big fan.</li> <li>• he was great. strengths - organized, good at giving clear explanations, helped emphasize main points weaknesses - cant think of any, if anything sometimes where we were in the course got confusing and he did not know either but not really his fault. there could have been more focus on the cases in section</li> <li>• Amazing TA! great at encouraging conversation and explains confusing topics with clarity. Would make an amazing professor</li> <li>• Julian Gerez has been one of the most engaging, caring TAs I've ever come across at Columbia. He understood every concept we were covering to such a great extent (he could answer any question I had any time!). He made himself readily available if I needed any assistance with anything pertaining to the course. During our discussion sections, he always brought an excitement and care for not only for the material we were learning but for each of us. Such an energy created a very productive learning environment for me and for all of the other students. I feel really lucky to have had him as my TA for this course.</li> </ul>	

### 2 - What is your overall assessment of the effectiveness of Julian Gerez?

Response Option	Weight	Frequency	Percent	Percent Responses	Means			
Excellent	(5)	7	100.00%		5.00			
Very Good	(4)	0	0.00%					
Good	(3)	0	0.00%					
Fair	(2)	0	0.00%					
Poor	(1)	0	0.00%					
				0 25 50 100	Question			
Response Rate				Mean		STD		Median
7/64 (10.94%)				5.00		0.00		5.00

# Columbia University: Arts & Sciences

## A&S Fall 2019 Standard Evaluation

**Course:** POLSUN1511\_003\_2019\_3-INTRO-COMPARATIVEPOLITCS-DISC  
**Instructor:** Julian Gerez \*  
**Response Rate:** 6/10 (60.00 %)

### At A Glance : Overall Assessment

Excellent  
 Very Good  
 Good  
 Fair  
 Poor



Q4 - What is your overall assessment of the course?The answer to this question will generally be available in Vergil.

Q10 - What is your overall assessment of the effectiveness of the instructor?

### 1 - What did you learn - in terms of knowledge, skills, or perspectives - in this course?The answer to this question will generally be available in Vergil.

**Response Rate** 4/10 (40%)

- Basics of comparative politics, different government structures, important historical information about other countries' governments
- I learned clarity of information that I already knew
- Learned everything that I should have/did learn in lecture so all about comparative politics! And about some interesting fun facts and related papers that we talked about when relevant.
- As this was an introductory course, the speed and breadth of the material learned were commendable: from political violence to electoral systems to redistribution mechanisms. The course was taught in a comparative perspective, meaning that all of these general topics were supplemented with real-world applications in countries like Russia, India, and Germany.

### 2 - What percentage of the work (including reading) assigned for this course did you complete on schedule?

Response Option	Weight	Frequency	Percent	Percent Responses	Means			
All or almost all	(1)	3	50.00%	<div></div>				
Most	(2)	2	33.33%	<div></div>				
Some	(3)	1	16.67%	<div></div>				
This question is not applicable	(4)	0	0.00%					
				0 25 50 100				
				Response Rate				
				6/10 (60.00%)				

### 3 - What is your overall assessment of the course? What are its strengths? In what ways might it be improved? In answering this question, you might address the value of readings and assignments, the structure of the course (including the relationship of sections to lectures), the contribution of the course to your knowledge of the subject matter and to the development of your analytical and reasoning skills, etc. We encourage you to use specific examples where possible.

**Response Rate** 4/10 (40%)

- Fun lectures, especially when we got to play in class games or when Prof. Kasara went over the class survey results. But, she often went way too fast through the lecture slides, making it difficult to take notes. Solid intro political science course.
- I liked this discussion section
- I thought it was great. I love discussions with a lecture class it really gives you a chance to talk about things and have concepts reiterated in a setting I am more comfortable learning in.
- The course was really strong in terms of the amount of information is presented and taught to us. The structure of the course was very clear, and all of the information - no matter how much there was - was pretty accessible. I think that the course held us accountable to the readings, given the amount of exams it had (3!). But with those exams, I found the assignments for discussion section as well as the extra paper were unnecessary to having me learn the information.

### 4 - What is your overall assessment of the course?The answer to this question will generally be available in Vergil.

Response Option	Weight	Frequency	Percent	Percent Responses	Means			
Excellent	(5)	3	50.00%	<div></div>	4.33			
Very Good	(4)	2	33.33%	<div></div>				
Good	(3)	1	16.67%	<div></div>				
Fair	(2)	0	0.00%					
Poor	(1)	0	0.00%					
				0 25 50 100	Question			
				Response Rate		Mean		
				6/10 (60.00%)		4.33		
						STD		Median
						0.82		4.50

# Columbia University: Arts & Sciences

## A&S Fall 2019 Standard Evaluation

**Course:** POLSUN1511\_003\_2019\_3-INTRO-COMPARATIVEPOLITCS-DISC  
**Instructor:** Julian Gerez \*  
**Response Rate:** 6/10 (60.00 %)

### 5 - Would you recommend this course to another student?The answer to this question will generally be available in Vergil.

Response Option	Weight	Frequency	Percent	Percent Responses	Means
Definitely recommend	(1)	3	50.00%	<div><div></div></div>	
Probably recommend	(2)	3	50.00%	<div><div></div></div>	
I'm not sure I'd recommend	(3)	0	0.00%		
Probably not recommend	(4)	0	0.00%		
Definitely not recommend	(5)	0	0.00%		
				0 25 50 100	
Response Rate					
6/10 (60.00%)					

### 6 - Please qualify your recommendations if you wish:The answer to this question will generally be available in Vergil.

<b>Response Rate</b>	1/10 (10%)
• I mean if you're taking comparative politics you have to take the discussion so I guess i definitely recommend?	

### 7 - How does the workload in this course compare to Columbia courses with a similar structure (e.g. a lecture, seminar, laboratory, or language course)?The answer to this question will generally be available in Vergil.

Response Option	Weight	Frequency	Percent	Percent Responses	Means
Much heavier workload	(1)	1	16.67%	<div><div></div></div>	
Heavier workload	(2)	2	33.33%	<div><div></div></div>	
Similar workload	(3)	3	50.00%	<div><div></div></div>	
Lighter workload	(4)	0	0.00%		
Much lighter workload	(5)	0	0.00%		
No basis for comparison	(6)	0	0.00%		
				0 25 50 100	
Response Rate					
6/10 (60.00%)					

### 8 - How many hours a week did you devote to this course? (Note: Please include all time spent on this class including class time, discussion sections, readings, assignments, studying, etc.)The answer to this question will generally be available in Vergil.

<b>Response Rate</b>	5/10 (50%)
<ul style="list-style-type: none"> <li>• 6</li> <li>• 1-3</li> <li>• 8 hours</li> <li>• I first third of the course probably about 5..... and then I stopped ready the textbook so just class time and discussion for the rest.</li> <li>• Too many! Lots.</li> </ul>	

### 9 - Please evaluate Julian Gerez. What are Julian Gerez's strengths? In what ways might his or her teaching be improved? In answering this question, you might address the clarity of the lectures or presentations and their relationship to the other elements of the course, the ability of Julian Gerez to generate enthusiasm and facilitate discussion, the quality of feedback, availability, the timeliness of the return assignment, etc. -



<b>Response Rate</b>	5/10 (50%)
<ul style="list-style-type: none"> <li>• Amazing TA! Always willing to help us out when we had questions. Made discussion section engaging. Obviously passionate about political science, and went above and beyond to make sure we understood the concepts of the course.</li> <li>• He is a very kind person, great TA, will spend a lot of time with a student to clarify the information, cares about their grades and accomplishments.</li> <li>• Julian is probably the only saving grace of this course. While I am interested in this subject, the structure of the class, the exam grading/structure, and the lectures need improvement. Julian makes every effort to clarify material, engage with students, and give guidance to those in need. His discussion section was the only aspect that helped me understand concepts and engage the material.</li> <li>• Julian was organized and it was obvious he is very well versed in the topic as he was able to answer every question (and if he couldn't he made sure to get back to us on it) as well as facilitate engaging and productive conversation. He made a real effort to give one on one attention with our papers which i greatly appreciated as well.</li> <li>• Julian Gerez has been one of the most engaging, caring TAs I've ever come across at Columbia. He understood every concept we were covering to such a great extent (he answered any question I had!). He made himself readily available if I needed any assistance with anything pertaining to the course. During our discussion sections, he always brought an excitement and energy that created a very productive learning environment.</li> </ul>	

**Columbia University: Arts & Sciences**  
**A&S Fall 2019 Standard Evaluation**

**Course:** POLSUN1511\_003\_2019\_3-INTRO-COMPARATIVEPOLITCS-DISC  
**Instructor:** Julian Gerez \*  
**Response Rate:** 6/10 (60.00 %)

**10 - What is your overall assessment of the effectiveness of the instructor?**

**Julian Gerez**

Response Option	Weight	Frequency	Percent	Percent Responses	Means			
Excellent	(5)	6	100.00%					
Very Good	(4)	0	0.00%					
Good	(3)	0	0.00%					
Fair	(2)	0	0.00%					
Poor	(1)	0	0.00%					
				0 25 50 100	Question			
Response Rate				Mean		STD		Median
6/10 (60.00%)				5.00		0.00		5.00

**11 - What are the strengths and weaknesses of (discussion section leader, lab section leader, grader) as an instructor, and how might 's teaching be improved?**

**Response Rate** 0/10 (0%)

**12 - What is your overall assessment of the effectiveness of ?**

Response Option	Weight	Frequency	Percent	Percent Responses	Means			
Excellent	(5)	0	0.00%					
Very Good	(4)	0	0.00%					
Good	(3)	0	0.00%					
Fair	(2)	0	0.00%					
Poor	(1)	0	0.00%					
				0 25 50 100	Question			
Response Rate				Mean		STD		Median
0/10 (0.00%)				0.00		0.00		0.00

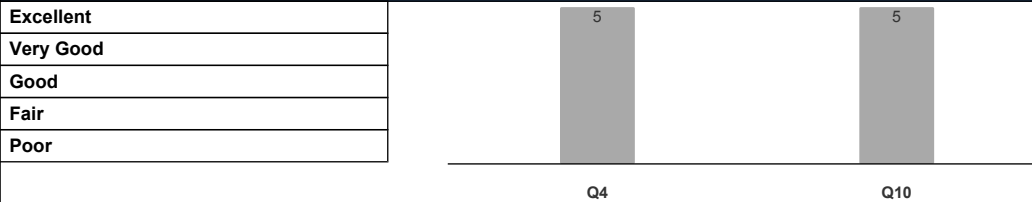


# Columbia University: Arts & Sciences

## A&S Fall 2019 Standard Evaluation

**Course:** POLSUN1511\_004\_2019\_3-INTRO-COMPARATIVEPOLITCS-DISC  
**Instructor:** Julian Gerez \*  
**Response Rate:** 1/2 (50.00 %)

### At A Glance : Overall Assessment



Q4 - What is your overall assessment of the course?The answer to this question will generally be available in Vergil.

Q10 - What is your overall assessment of the effectiveness of the instructor?

### 1 - What did you learn - in terms of knowledge, skills, or perspectives - in this course?The answer to this question will generally be available in Vergil.

**Response Rate** 1/2 (50%)

• About the formation of states, political violence, electoral systems etc.

### 2 - What percentage of the work (including reading) assigned for this course did you complete on schedule?

Response Option	Weight	Frequency	Percent	Percent Responses	Means
All or almost all	(1)	1	100.00%		
Most	(2)	0	0.00%		
Some	(3)	0	0.00%		
This question is not applicable	(4)	0	0.00%		
				0 25 50 100	
<b>Response Rate</b>					
1/2 (50.00%)					

### 3 - What is your overall assessment of the course? What are its strengths? In what ways might it be improved? In answering this question, you might address the value of readings and assignments, the structure of the course (including the relationship of sections to lectures), the contribution of the course to your knowledge of the subject matter and to the development of your analytical and reasoning skills, etc. We encourage you to use specific examples where possible.

**Response Rate** 1/2 (50%)

• Very good structure to the discussion section as we briefly went over all the material covered during lectures and the readings

### 4 - What is your overall assessment of the course?The answer to this question will generally be available in Vergil.

Response Option	Weight	Frequency	Percent	Percent Responses	Means
Excellent	(5)	1	100.00%		5.00
Very Good	(4)	0	0.00%		
Good	(3)	0	0.00%		
Fair	(2)	0	0.00%		
Poor	(1)	0	0.00%		
				0 25 50 100	Question
<b>Response Rate</b>				<b>Mean</b>	<b>STD</b>
1/2 (50.00%)				5.00	0.00
					<b>Median</b>
					5.00

# Columbia University: Arts & Sciences

## A&S Fall 2019 Standard Evaluation

**Course:** POLSUN1511\_004\_2019\_3-INTRO-COMPARATIVEPOLITCS-DISC  
**Instructor:** Julian Gerez \*  
**Response Rate:** 1/2 (50.00 %)

**5 - Would you recommend this course to another student?**The answer to this question will generally be available in Vergil.

Response Option	Weight	Frequency	Percent	Percent Responses	Means
Definitely recommend	(1)	1	100.00%		
Probably recommend	(2)	0	0.00%		
I'm not sure I'd recommend	(3)	0	0.00%		
Probably not recommend	(4)	0	0.00%		
Definitely not recommend	(5)	0	0.00%		
				0 25 50 100	
				Response Rate	
				1/2 (50.00%)	

**6 - Please qualify your recommendations if you wish:**The answer to this question will generally be available in Vergil.

<b>Response Rate</b>	0/2 (0%)
----------------------	----------

**7 - How does the workload in this course compare to Columbia courses with a similar structure (e.g. a lecture, seminar, laboratory, or language course)?**The answer to this question will generally be available in Vergil.

Response Option	Weight	Frequency	Percent	Percent Responses	Means
Much heavier workload	(1)	0	0.00%		
Heavier workload	(2)	0	0.00%		
Similar workload	(3)	1	100.00%		
Lighter workload	(4)	0	0.00%		
Much lighter workload	(5)	0	0.00%		
No basis for comparison	(6)	0	0.00%		
				0 25 50 100	
				Response Rate	
				1/2 (50.00%)	

**8 - How many hours a week did you devote to this course? (Note: Please include all time spent on this class including class time, discussion sections, readings, assignments, studying, etc.)**The answer to this question will generally be available in Vergil.

<b>Response Rate</b>	0/2 (0%)
----------------------	----------

**9 - Please evaluate Julian Gerez. What are Julian Gerez's strengths? In what ways might his or her teaching be improved? In answering this question, you might address the clarity of the lectures or presentations and their relationship to the other elements of the course, the ability of Julian Gerez to generate enthusiasm and facilitate discussion, the quality of feedback, availability, the timeliness of the return assignment, etc. -**

<b>Response Rate</b>	1/2 (50%)
----------------------	-----------

• Julian is a great TA! He is very caring and he explained the material very well, also responded to emails quickly.

**10 - What is your overall assessment of the effectiveness of the instructor?**

**Julian Gerez**

Response Option	Weight	Frequency	Percent	Percent Responses	Means
Excellent	(5)	1	100.00%		
Very Good	(4)	0	0.00%		
Good	(3)	0	0.00%		
Fair	(2)	0	0.00%		
Poor	(1)	0	0.00%		
				0 25 50 100	
				Question	
				Mean	5.00
				STD	0.00
				Median	5.00
				Response Rate	
				1/2 (50.00%)	

**11 - What are the strengths and weaknesses of (discussion section leader, lab section leader, grader) as an instructor, and how might 's teaching be improved?**

<b>Response Rate</b>	0/2 (0%)
----------------------	----------

Columbia University: Arts & Sciences

A&S Fall 2019 Standard Evaluation

Course: POLSUN1511\_004\_2019\_3-INTRO-COMPARATIVEPOLITCS-DISC

Instructor: Julian Gerez \*

Response Rate: 1/2 (50.00 %)

12 - What is your overall assessment of the effectiveness of ?									
Response Option	Weight	Frequency	Percent	Percent Responses			Means		
Excellent	(5)	0	0.00%	<div> <div></div> <div></div> <div></div> <div></div> <div></div> </div>			<div>0.00</div>		
Very Good	(4)	0	0.00%						
Good	(3)	0	0.00%						
Fair	(2)	0	0.00%						
Poor	(1)	0	0.00%						
				0	25	50	100	Question	
Response Rate				Mean			STD		Median
0/2 (0.00%)				0.00			0.00		0.00